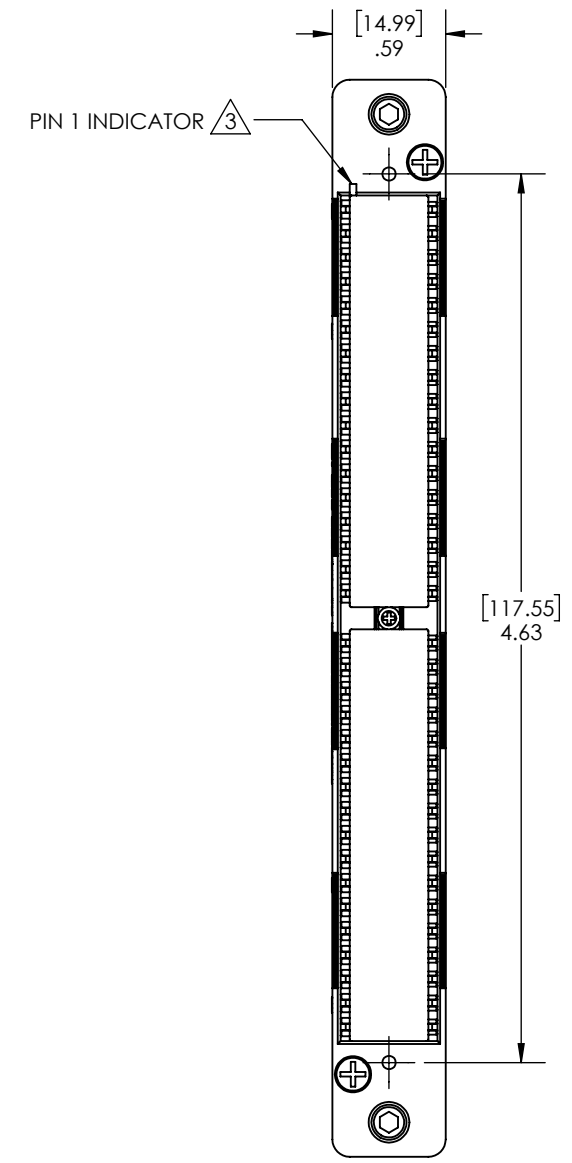
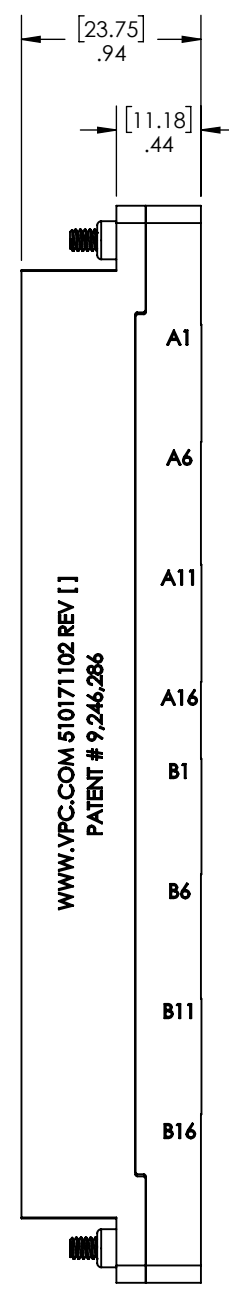
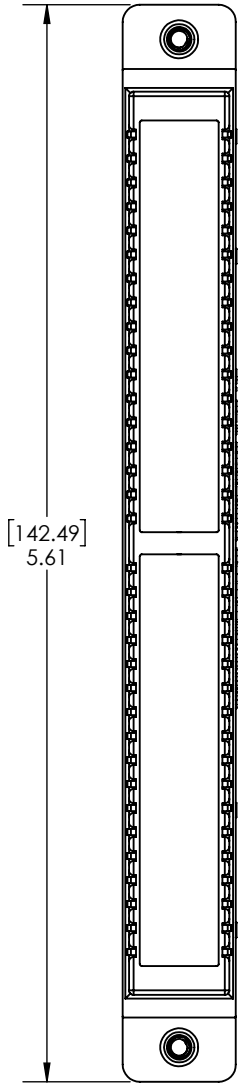
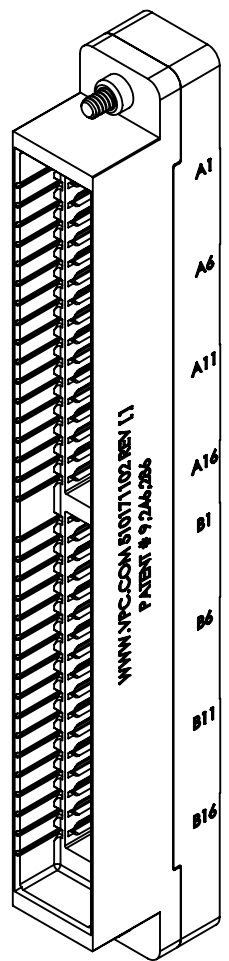


THE INFORMATION CONTAINED HEREIN IS THE EXCLUSIVE PROPERTY OF VIRGINIA PANEL CORPORATION AND IS SUBMITTED FOR USE BY THE CUSTOMER ONLY. THE DATA SHALL NOT BE DUPLICATED, USED, OR DISCLOSED IN WHOLE OR IN PART FOR ANY PURPOSE OTHER THAN TO MAINTAIN THE EQUIPMENT PROVIDED.

REV	DESCRIPTION	DATE	ENGINEER
D	ECN #7616	8/1/2017	C CHURCH



3 PIN 1 SIDE FOR EACH INSERT DESIGNATED BY NOTCH SHOWN.

2. PHYSICAL CHARACTERISTICS:
 WEIGHT: 3.14 OZ [88.83 GRAMS]
 MATERIAL:
 FRAME - ZAMAK 3
 HARDWARE - STAINLESS STEEL
 FINISH: NICKEL PLATED

1. FOR APPLICATION USE AND CARE INFORMATION CONSULT VPC USERS GUIDE @ WWW.VPC.COM

NOTES:

CUSTOMER DRAWING



SIM, MOD, ITA, 90
 Series, 272POS, 34SL

RELATIVE CONNECTOR POSITIONS AND WIRE ROUTING ARE GENERIC AND MAY VARY WITH PINOUT
 DIMENSIONS ARE SHOWN AS:
 [MILLIMETERS]
 INCHES

DWG. NO.	REV
510171101	D
SCALE	CAGE CODE
1:1	18117
SHEET	SHEET
1 OF 1	1 OF 1