

4

3

2

1

DO NOT SCALE DRAWING


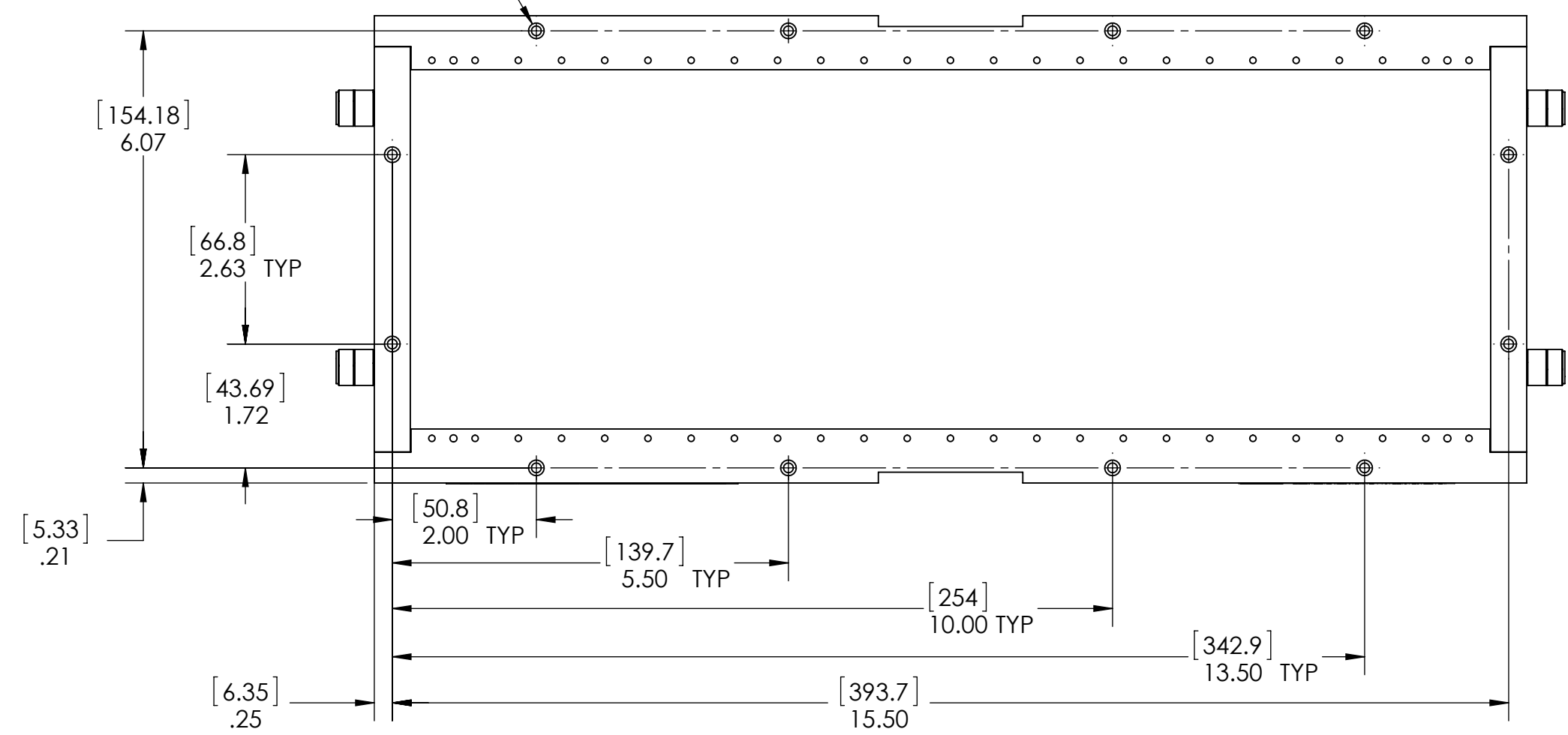
THE INFORMATION CONTAINED HEREIN IS THE EXCLUSIVE PROPERTY OF VIRGINIA PANEL CORPORATION AND IS SUBMITTED FOR USE BY THE CUSTOMER ONLY. THE DATA SHALL NOT BE DUPLICATED, USED, OR DISCLOSED IN WHOLE OR IN PART FOR ANY PURPOSE OTHER THAN TO MAINTAIN THE EQUIPMENT PROVIDED. CONSULT WITH VIRGINIA PANEL CORPORATION ENGINEERING IF MORE DETAIL IS REQUIRED.

REVISIONS			
REV	DESCRIPTION	DATE	ENGR
C	ECN #3910	3/14/12	R GARMAN

12X Ø .14 THRU ALL  
└─┬─┘ Ø .22 ▽ .65

D

D

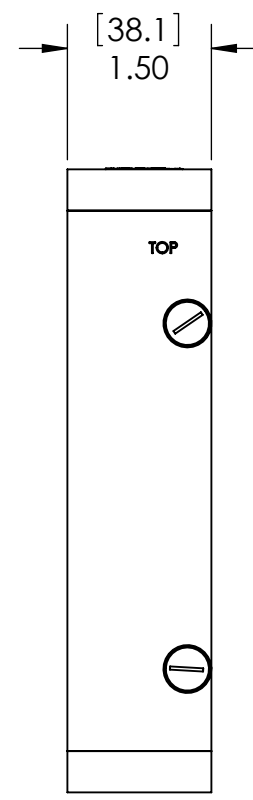
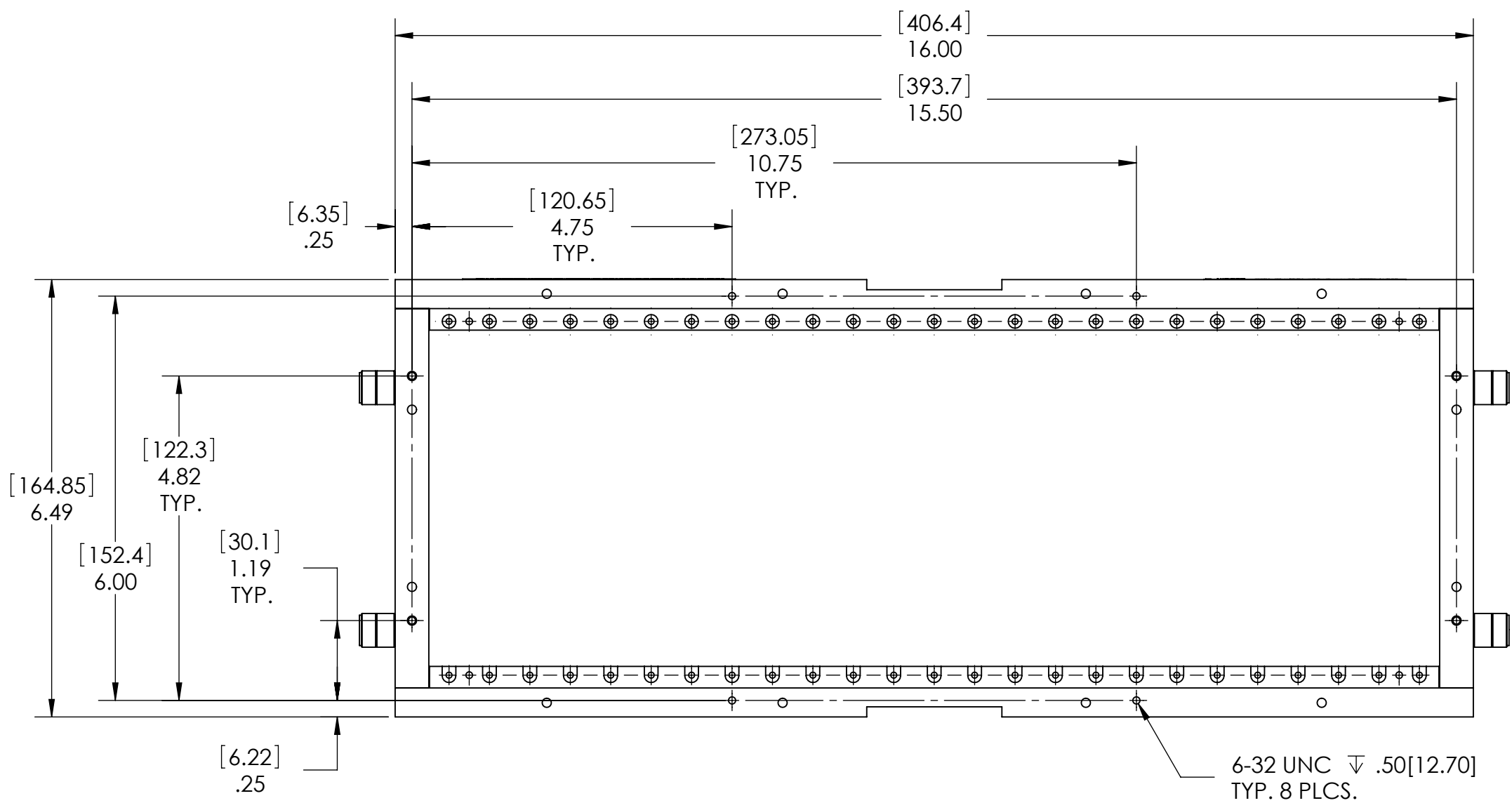


C

C

B

B



A

A

1. FOR APPLICATION USE & CARE INFORMATION CONSULT VPC USERS GUIDE @WWW.VPC.COM  
NOTES:

DIMENSIONS ARE SHOWN AS:		SIZE	CAGE CODE	DWG. NO.	REV
[MILLIMETERS]	C	18117	410104505	11/11/2009	C
INCHES					
		SCALE: 1:2	410104505	11/11/2009	SHEET 1 OF 1

**CUSTOMER DRAWING**  
**VIRGINIA PANEL CORPORATION**  
 WWW.VPC.COM  
**1.5" 9025 ITA**

4

3

2

1